

VERSION 1

ORGONE EXPLAINED

Digging deep into the workings or orgone energy | Brian Ferguson

Introduction

This document is based on scientific research of orgone energy (orgonomy). The information I go by is from Wilhelm Reich research, Reich inspired research and "Karl Hans Welz" concepts. The information I provide to you is influenced by many documented orgone experiments of various persons from various cultures. Though based on Reich's research, what I say is strictly theoretical and you should not be so quick to assume that its true. Every now and then I will imply that something is not proven so that you remember.

Orgonomy is an interesting study and is very hard to document. I will do my best to explain things in a way that can easily be made sense of and visualized. I provide many illustrations throughout the document to help with the visualization. Much of what I write about is an attempt to piece orgone related ideas together to draw a big picture.

I knew orgonomy was a fringe science and would have many different views. But I did not think there would be so many scientific views that completely disagree with each other. Not to mention the countless religious views that make no sense. "Orgone Explained" is objective and can be applied alongside religious beliefs. But I will not present information that pertains to a single religious belief. In fact, something I may say will be a disturbing truth to a religious person.

By no means am I a special person who can see energy fields or one who can heal. I am also not am person who has had much experience with making orgone devices. I have little knowledge of electrical devices like a Geiger counter or a microscope. But I can provide you with logical, objective information.

Things you should know

TERMS USED

Orgone: The vital primordial cosmic life force energy that allows us to sustain life in our universe. This term is used synonymously with "Orgone Energy". It is also commonly referred to as "life force energy", chi, and libido. This will be illustrated in **blue** as this is how orgone in general is viewed.

Orgonomy: The study of orgone energy.

Orgonite: Devices that handle orgone by using an resin/metal matrix. The name orgonite can also be used to refer to the matrix compound itself.

Organic material: Matter that has life properties like an organism. I will use this term in a sense that it does not encompass organisms.

Non-organic material: Matter that has formed without naturally gaining organic properties. An example of this is aluminium, which is the third most abundant element in earth's crust and can be utilized with little synthesis. Also, an organic material can be processed enough to lose most or all of its organic properties (this process gives off DOR).

Orgone field: An energy threshold that allows orgone energy to move with objects as well as naturally accumulate. This will be used synonymously with the term "orgone layer".

Orgone particle: The smallest possible self sustaining portion of any orgone energy. It may not be anything like a typical particle or even something we can comprehend, but this is what I will be calling it. Some may refer to this as a bion.

SHORT FORMS

POR: Positive orgone energy; alive orgone energy that is vital to life. This will be illustrated in **green**.

DOR: Deadly orgone energy; it is created when pure orgone energy gets damaged, usually by a complex mechanical mechanism. This will be illustrated in **red**.

PEOPLE

Wilhelm Reich: A scientist/doctor that has contributed more than any other to "Life Force energy" research. He was born in Dobzau and had an Austrian nationality. He is best known for his "Orgone accumulator" which he devised with intentions to heal. Much of his research has been destroyed and viewed as nonsense by many petty people of his time. He was a pupil of the renown Sigmund Freud.



Karl Hans Welz: The inventor of the "orgonite" compound and the leader in publically available orgone technology. He has played an important part in the advancements in applying orgonite in our world to better it.



James DeMeo: The author of "The Orgone Accumulator Handbook". One of the many beings that has contribute to bringing back Wilhelm's research.


Aura: There is a lot elaborate documentation on what the aura is and how to analyse it but for the sake of the document I will just assume it is a humans orgone layer that is most noticeable, which may not coincide with its usual definition. It will be vague anyhow until you actual feel or see one for yourself.

Orgone Energy?

What is it? - Orgone is a life force energy that is vital to life. It is a physical energy that can be seen and felt. I do believe that an organism can exist where there is no orgone for a short time. But the organism would quickly deteriorate. This doesn't change the fact that orgone is primordial and responsible for the creation of all life. Our earth is said to be a miracle, the way everything works together to sustain life is amazing. The thought of such a complex system being active for so long is mind boggling. Orgone allows everything to be interconnected and can be manipulated by man for our benefits.

There is an abundance of POR in relation to DOR and thus can be harnessed in a positive manner more effectively than a negative one.

Where is it? - Orgone energy is all around us, it is in the vacuum of space, it radiates from all living entities and is also abundant in organic materials alone. Orgone can engulf and pass through non-organic materials. According to Wilhelm Reich, Orgone travels in the



atmosphere with the spin of the earth. Moving slightly faster than the earth spins.

How does it behave? - The big question is, how does it move. Some people believe it pulses like sound or radiates like light. Wilhelm Reich implies that it flows in his research (like air or water just not subject to physical forces in the same manner). I will be going with the flow because if it was not a flowing energy it would not be able to change direction by attraction. There is a possibility that orgone is influenced by larger potentials (this goes with the flow). Orgone is attracted to organisms and organic materials. It is undetermined whether concentrations of

orgone stay with an object because of a orgone generated field or because of attraction. I assume that it has a field because it goes with my matrix theory.

Radiating, pulsating, and flowing (radiating in a sense of high frequency radial pulsation)



What does it look like? - Orgone can be seen with the naked eye as a radiant blue colour. Orgone would not have colour if it were a pulsation. The only way an orgone pulsation can appear coloured, is if the orgone particles were to enter the eye in a similar fashion that visible light does. But cameras can pick up on orgone energy, thus orgone must be an energy that can be genuinely visible (interacts with light like a physical object would). So orgone will appear as a flowing blue current in the open atmosphere or in outer space. Orgone can be seen as an energy engulfment of an object. You will see it, but it will be limited to a orgone field. I will talk about these throughout the document.

The Orgone Matrix Theory

This goes hand in hand with the "Structural Link" concept, coined by Karl Hans Welz. The underlying idea of structural linking is "the shortest distance between two points is a structural link". Basically there is no distance, and everything happens instantaneously. The energy moves through the matrix which is immensely complex, giving it an illusion of a flow. I use flow just so you can draw a picture; James DeMeo depicts orgone as a pulsating *and* flowing energy.

The orgone matrix theory may apply to the organite matrix or the accumulator layered matrix. These types of matrices are on a much smaller scale than what is talked about in the following text.

The orgone matrix is basically cascading orgone. Concentrations of orgone within concentrations of orgone. This goes well with the field theory I mentioned, as the fields represent the bounds of inner layers. The orgone matrix attempts to explain the ability of orgone to interconnect all entities including inorganic ones. It starts with the vacuum of space, orgone extends to the bounds of our universe (assuming there is a boundary). Moving inwards in the matrix, the earth is the next layer, galaxies and solar systems could very well be a layer but I assume they are not. The earth's orgone layer is the smallest readily visible layer humans dwell in. After that there can be countless sub-layers between the earth and its containing matter. Some levels of the matrix will be more pronounced than others. For instance, a human layer will be strong and detectable because humans are fully organic and can have high concentrations of orgone (possible from emotion). Also, humans have distinct features giving us a stronger structural link end-point. On the other hand a component of my keyboard will be a virtually undetectable layer. There would be an infinite amount of layers between the keyboard and the component.

The image below starts with the earth (being the outer-most layer depicted). Then moves through the layers up to the bird (the inner-most layer depicted). Note the layers may not be circular and may be in greater detail. These layers are uniform organic structures and will typically be more pronounced than other. The


more uniform and organic in nature an object is, the stronger the field will be (ultimately resulting in a pronounced orgone field).



In vacuums, there are no cascading layers at all within the bounds of the vacuum (unless there is matter inside the vacuum). That leaves one very pronounced orgone field around the vacuum making the orgone within the field very visible. Not to mention the fact that there is little matter in the vacuum to obscure our view of the energy. We are unable to recognize orgone because it is everywhere, and in this material world we need to perceive something relative to something else. Meaning we have no visual distinction between orgone and no orgone. For all we know we could be seeing things slightly bluer with orgone present but we just don't know it because orgone is never not there. If orgone did not exist, our ability to perceive depth in our 3 dimensional universe would be greatly limited.

Humans have the ability to alter their fields and detect all layers through mental exertion, but our generation will be greatly limited to this, as we are far too indulged in our material world. The ability for humans to iterate through the matrix and what not, will be depicted in more detail later on in the document.

The above may be non-sense to you, that's ok because I thought of it in my sleep when trying to figure out how Reich's accumulator matrix worked. But it makes sense to me. We need to put effort into mapping the workings of orgone so we can purify and use it. It is more than abundant to us, so why not?



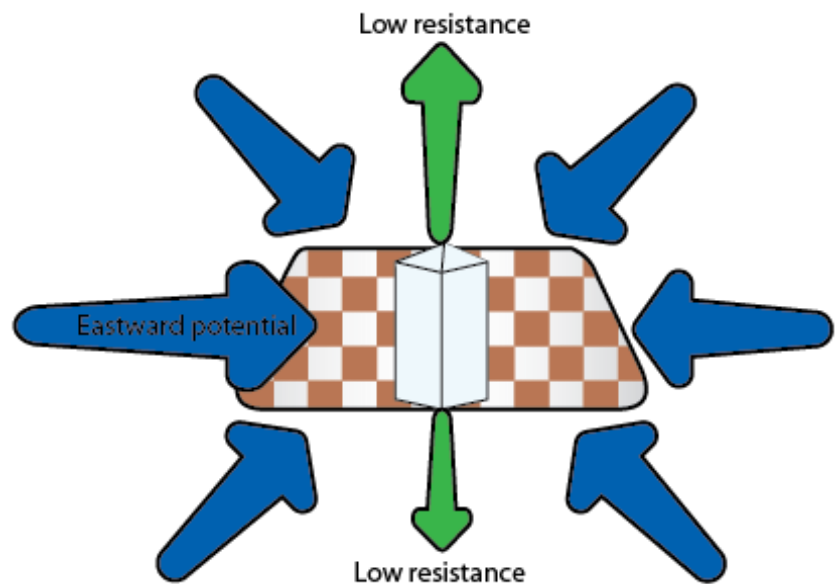

Orgone devices

Orgone devices are any mechanism built solely to work with orgone. Some popular orgone device presets are: Tower Busters, Holy hand grenades and cloud-busters. Orgone devices are also called "Orgonite". I prefer not to use this name for all devices as it was intended to be used for a compound (matrix) not the entire device. "Orgonite" comes from *Karl Hans Welz* orgone purifying devices. I will use the word orgonite to refer to the purifying devices only. Karl has articulated many brilliant devices using applied science. He (and many others) have claimed to make an "Orgone Generator". I am a bit sceptic about this as orgone is primordial and readily abundant from the get go. If we can create it, we can destroy it as well. In my opinion orgone is not for us mere humans to destroy or create. Don Croft was able to refine the orgonite devices with the aid of some energy sensitive beings. Below is an example of various orgone devices:



The shown HHG, TB, and pendant were made at <http://harrisorgone.com/>

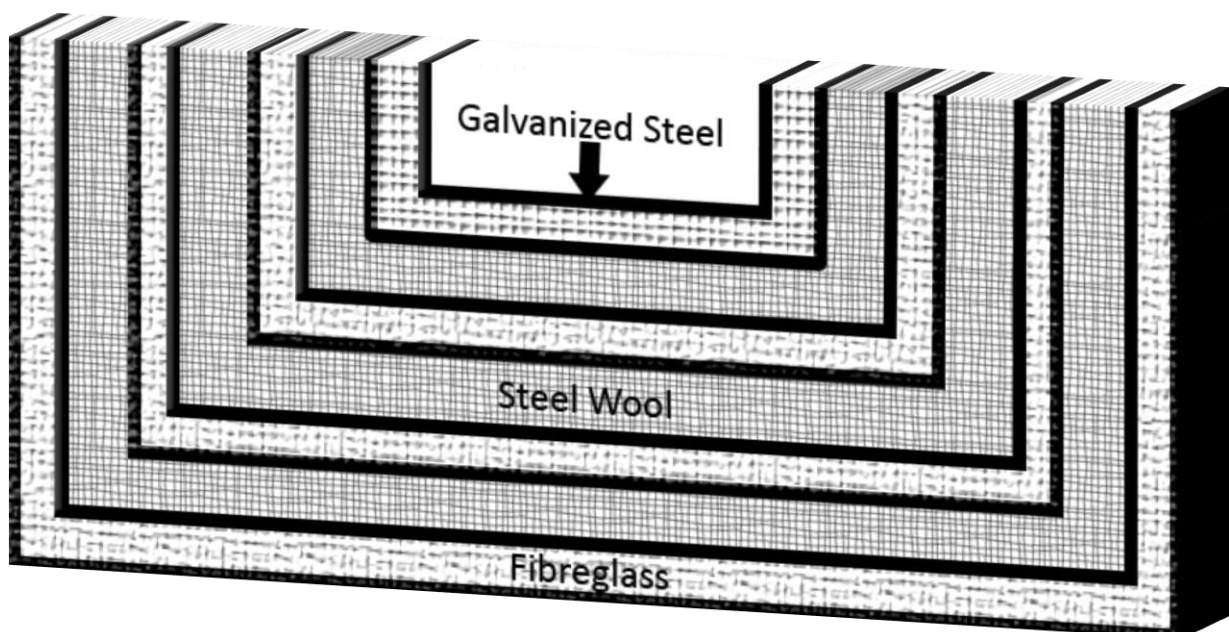
How do purifiers work? - Purifiers first gather and concentrate orgone using an detailed synthetic matrix. The matrix is a mix of organic and inorganic material. Typically the organic material is epoxy or fibreglass resin and the inorganic material is metal shavings or powder. Resin allows the maker to shape the device into an form using a mold. There typically is one crystal in the middle of the device that has the ability to convert DOR to POR. The POR tends to flow out the tips of the crystal. In simple terms, the tips are where there is the least orgone entering the crystal (resulting in little outgoing resistance). Its best to have the tips close to or outside the matrix bounds. This ensures the POR can exit the device quickly, ultimately allowing the device to process DOR faster. Some believe DOR enters the bottom of the device and POR comes out the top. This is incorrect. Orgone in our atmosphere tends to move west to east. So, a side of the device will absorb more orgone than usual. DOR tends to head towards the center of the earth (more on this later) so if anything, DOR will be absorbed through the top of the device. However, the device is designed to pull in orgone from all sides, so input/output directionality is hard to analyze. If the crystal is placed vertically it will cause POR to follow faster vertically and will flow energy out of the top and bottom of the device. The below crystal shows more orgone flowing out the top because of the single termination.



Matrices in action - Matrices for orgone devices are made in a special way so that they provide many profound matrix layers for orgone to gather in. I will start with the basic "Accumulator styled" matrix, then we can move on to more complex concepts and theories.

Wilhelm Reich built large boxes that a person could sit in. These boxes were designed to accumulate orgone energy and benefit the person within it. The accumulator was unable to filter out DOR, so they were placed in remote areas, away from DOR sources. The boxes typically had a wood frame, holding together several layers of material. As you may know the materials were alternating layers of organic and inorganic sheets. Reich seem to use materials that provided a subset of smaller matrices (or maybe just to provide a maze to the energy). The preferred organic material was fibreglass. Fibreglass is has a plastic/glass matrix, perfect for an accumulator. The preferred inorganic material was steel wool. The inner most material was galvanized sheet metal. I do believe this was to increase the natural capacity of the inner matrix layer. The layers provided an inwards orgone energy movement. The flow was fast enough to penetrate the galvanized steel, but the orgone could not get out. The outer layer is suppose to be organic, for the initial attraction of orgone.

Half of an accumulator (the layers are not to scale, read the "Handbook" for layer details)



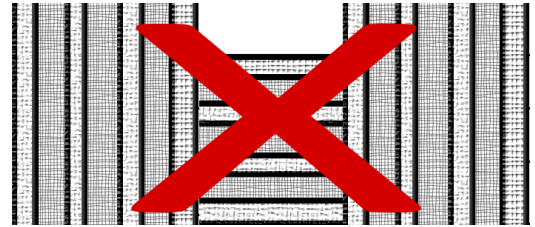
Next I will provide theories on how the inward movement and ultimately the accumulation process are achieved.

Accumulation Theory 1 - Dispersion:

This idea is presented in simpler terms in the video "Mans Right To Know". Like always, the organic material attracts orgone. So the outer layer will become engulfed in orgone energy. The orgone will enter the next layer in. The next layer is metallic and will disperse orgone towards both of the organic layers around it. Any orgone that escapes the outer layer will most likely be re-attracted inwards (the outer layer must be organic to re-attract dispersed orgone). The same thing applies to the inner alternating layers. But when in the middle of the layers; orgone that is dispersed in the opposite direction is absorbed, then moves inwards again with a larger potential. This inwards movement eventually pushes an excess of orgone into the galvanized steel enclosure.

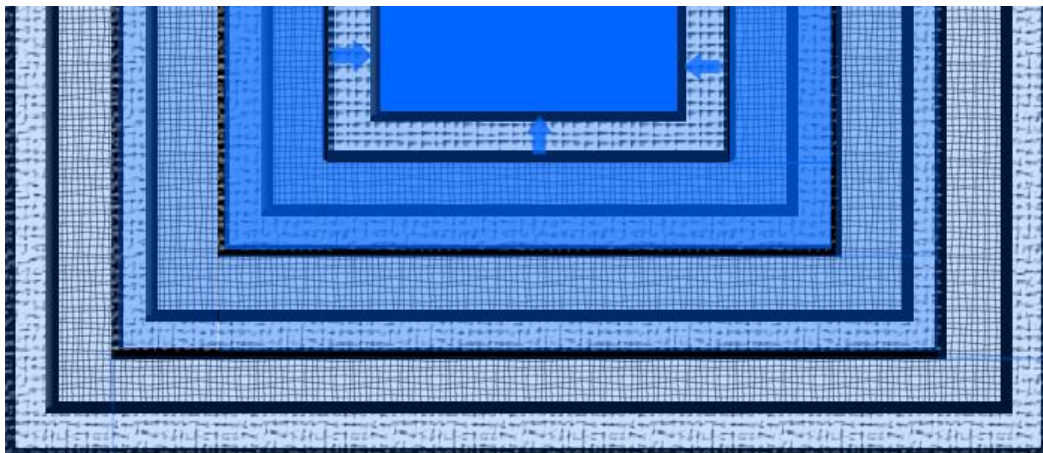
Accumulation Theory 2 - The Profound Matrix:

If this theory is true, then an accumulator is more effective when the layers are better connected at the edges. The point of the layers



is to provide many profound matrix layers that are centered with the object.

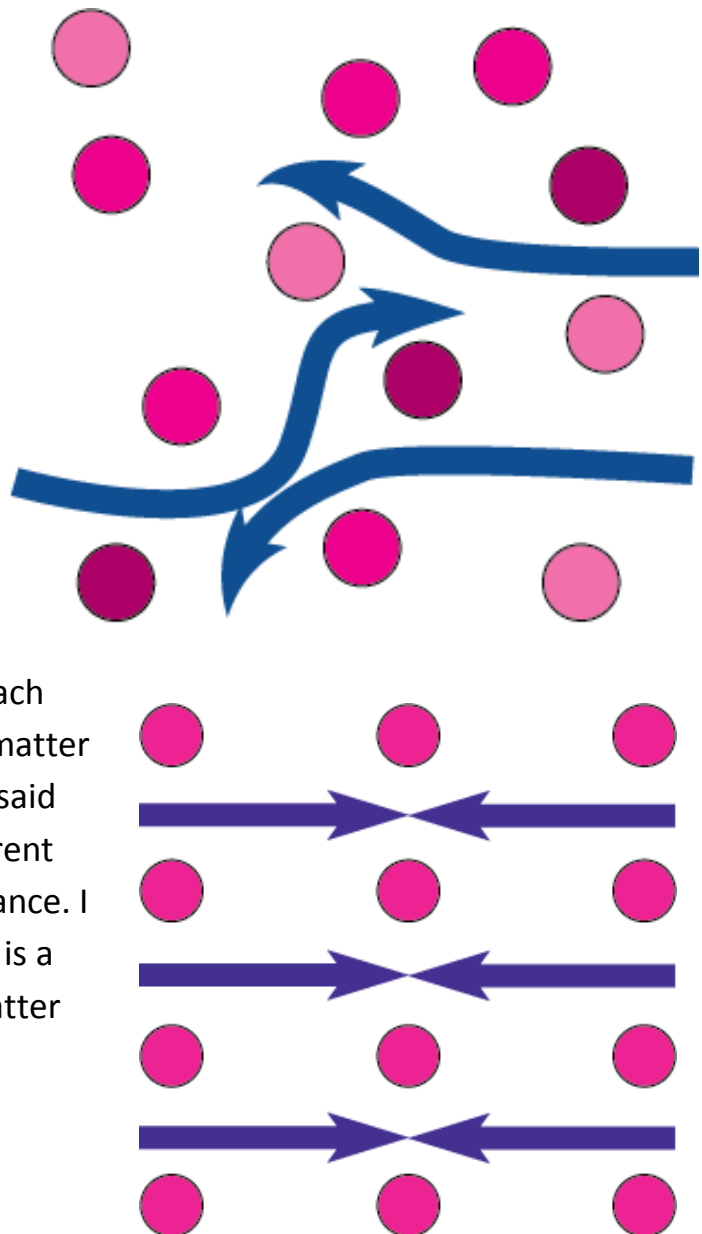
These layers will provide a natural inwards movement of orgone. A great deal of orgone will move inwards to complete all of the matrix layers.



But to gain an abnormal amount of orgone in the air space in the middle, a part of the first theory must apply. The center galvanized steel, has no associative organic layer and is not there to provide a profound layer. It is there to disperse a bit of orgone to the middle. The next layer outside of it is inorganic, so most of the orgone will disperse inwards with the larger potential.

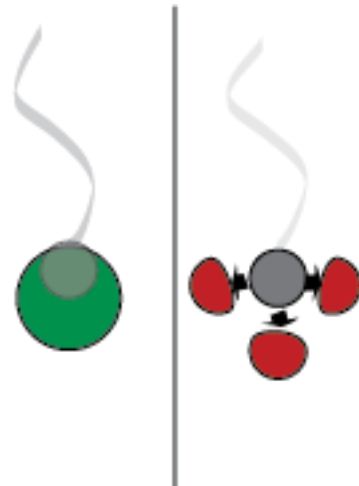
What's so special about the crystal?- There are very few explanations out there on how the crystal actually purifies DOR. This is a touchy subject as many believe the crystals are sacred and have no direct physical effect on orgone. I would like to say the crystal is Karl's idea and that it is scientific. But it is unclear whether Don Croft or Karl Hans Welz integrated the crystal.

That being said, we must look at the facts. We know non-organic physical materials can influence the behaviour of orgone. We know that all crystals have a crystalline structure. This structure means that the inner's of the material are aligned and symmetrical in an unprecedented manner. We know that orgone needs to be gathered around the crystal first for it to work. We also know that orgone can freely pass through physical objects. Orgone particles can avoid each other when passing through normal matter because of the random influences of said matter, giving the orgone many different paths to travel along with little resistance. I am no expert in molecules but above is a depiction of something to do with matter that may help.

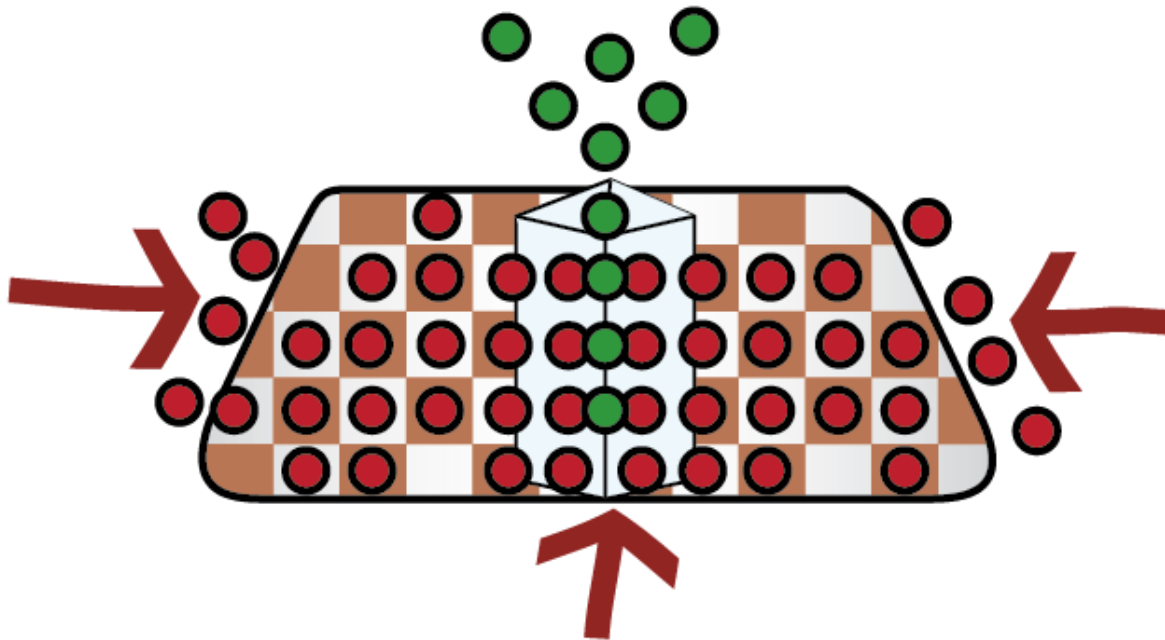


Orgone can travel faster and more straight, through crystals. The crystals atomic arrangement will have an even influence on orgone. Allowing DOR to collide. When the DOR particles collide. The DOR either cancels each other out, or combines to create a new lively POR particle. I think the latter is the more appropriate theory.

This theory assumes that when POR is killed, it splits into these dead orgone particles. These particles then need to be re-united somehow. Unnaturally synthesized energy can kill POR. For instance, ionizing radiation can kill POR by ionizing inside POR particles. It may be questionable whether or not orgone can be effected by physical matter in this sense. But Reich made it quite clear that orgone is a physical energy that can influence and be influence by matter. Making it somewhat appropriate for me to depict orgone as a sum of particles.



Before I stray too far from the subject, the orgone is gathered around and within the crystal so that when orgone particles collide; they do not have any room to bounce. Leading to the end result, being a positive orgone particle.



Things you may not want to hear - Karl Hans Welz does not like to mention he has many copycats and he likes to make fun of some of them. I don't blame him, many people make devices that stem from orgonite, with little knowledge of how it works. Ex. half of the copycats add gems and other things to the matrix with no rhyme or reason. Gems are defective crystals and have no special "feel". And if they did, they will not be effective in orgonite, as orgonite is designed with no subjective beliefs in mind. Always use clear crystals, clear or just white crystals will have the least defects and will perform better. Adding random objects to the matrix of a device will not increase its performance. Using different sized inorganic materials for a device will mess up the matrix. In my opinion, BB's and other larger metallic objects do not provide an effective matrix. You want DOR to enter the crystal evenly from all sides at the same speed. Adding multiple crystals into a device that has a large central crystal is not beneficial; orgone will travel faster through the crystal than the matrix. They will also have an unpredictable output direction. It might output to the tip end which is the usual case or it will output inwards with the larger potential which is pointless because the orgone already has been purified.

Many people refer to their orgonite derived devices as orgone generators. Orgonite and orgone generators are two different things. If someone has claimed to combine the two into one device, they are frauds. If a device truly generates orgone, the orgone will not be dead and not need to be purified. In simple terms, any device that is called a "orgone generator" but uses the orgonite compound, is a poorly articulated orgonite based device. If a device truly generates orgone, it most definitely does not need a surrounding orgonite compound. This will just be in the way.

How to make a Tower-buster

Of course I need to make a tutorial on how to create a tower-buster. TB's are a quick, easy and a cheap way to make effective orgonite. Also it makes us aware of how sickened we are from DOR poisoning. TB's are the first step in the creation of orgone devices. After that you can alter the initial design and compare with the original ones and eventually make a new device all together.

Things you will need:

<p>A mask of some sort</p> 	<p>Disposable gloves</p> 	<p>Safety Goggles</p> 
<p>A Stir stick</p> 	<p>Fibreglass or Epoxy Resin</p> 	<p>Muffin pan</p> 
<p>Quartz Crystal</p> 	<p>Organic oil</p> 	<p>Metal powder or shavings</p> 

Material notes - When I made my first device I thought I would be okay if I didn't wear gloves and it was a bad idea. The resin is truly nasty. The "bondo" resin in particular is known to be this way. Resin will often be pricy if you don't buy from an industrial supplier. Wear actual goggles, otherwise toxins will get in your eyes. You can substitute a cup or glass for the muffin pan. The oil should be as organic as possible. A bit of it will be absorbed into the cast. Metal powder is recommended by the inventor of "Orgonite" but others report shavings to be just as effective. Karl Hans Welz says powder provides hundreds of layers, this is a big understatement (independent of anyone's matrix theory). I prefer powder as it provides a more detailed matrix. It is recommended to use copper or aluminium with the matrix. It appears that these non-ferrous metals attract DOR better than ferrous. This is evident because James DeMeo states that these two metals have a life negative effect when used with an accumulator (attracts DOR). A double terminating quartz may be able to disperse POR better than a single if positioned properly, as well as quartz may be a bit over expensive in stores because of popular demand. You will need a mixing container, no more than a litre capacity is needed.



About - Tower-busters are an invention of Don Croft using Karl's orgonite compound. They are built to be robust, easy to make and deploy. They are created for busting towers of course. This means to neutralize the DOR of a cell phone tower before the DOR reaches highly populated areas.

Setup - Find a well ventilated area, set down some paper towel or rags. Then set down all of your materials. Make sure you have placed the mold where no small child or dog can access.

Prepare - Apply your oil to the molds and make sure the coat is thorough. If your making a batch, it will be easiest to fill the molds halfway with metal.

If your making a small batch or a single TB, then it may be easier to add the metal to the resin. You will want 40-50% metal in the mixture. Make sure you have

mixed the hardener/catalyst to the resin first. Read the instructions to figure out how much hardener to mix in the resin and make sure to mix very well so that all of the resin can harden properly.

If you already have the metal in the mold, add the resin until it tops of the metal you have in. If you are using shavings, poke at it to get the resin to settle better in the metal.

cast away - Clean the surface of the crystal so the matrix can bind better with it. Then add the crystal with the tip facing down. It's okay to have the tips facing up, just make sure the tip is near our outside the bounds of the matrix. Get the crystal as center as possible in the mold. Make sure it is straight if it is a long crystal. Add the second half of the shavings and resin and poke at it a bit more. Leave it over night to harden.

When it is done you can apply an outer coating to the device as long as its organic. Many people paint their TB's, this is fine as paint is made from oils and oils are organic.

Using the device - Tower-busters are robust but there still is a chance that they will get overwhelmed with DOR to the point where they stop functioning properly. If a TB is buried, then any overkill of DOR will be grounded instead of clogging up the device.

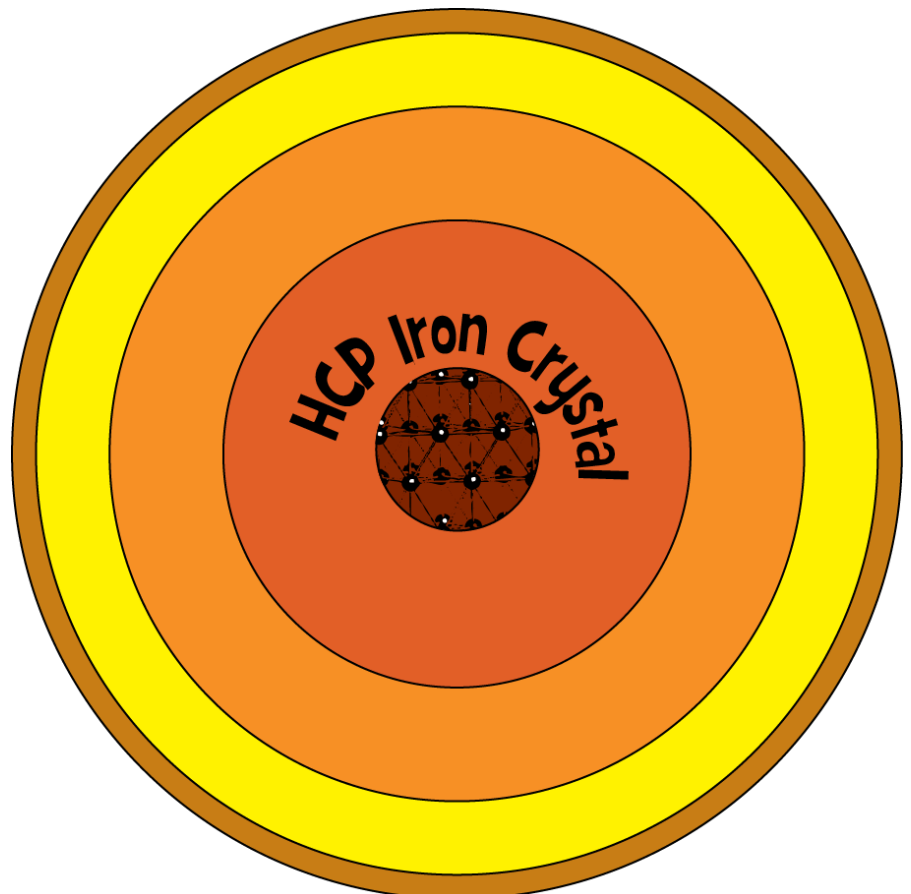
Corresponding theories

In this section will going over some theories that seem to interlock with orgone as we know it. Remember, by no way is any of the following scientifically proven, it just makes sense and I hope it provides you with some insight.

THE EARTH HAS A CRYSTAL CORE

There is a giant iron crystal sitting in the center of the earth, about 2,600km in diameter. The crystal is said to have a hexagonal closed-packed crystalline structure. The crystal is anisotropic meaning it has directionality in its makeup. This may allow orgone to enter it on a certain axis, and to exit on another. Which can provide a nice low resistance flow for orgone to be purified. The molten layer outside of the crystal can aid in evenly distributing the POR to the earth's crust and atmosphere.

The quartz crystal can have a hexagonal crystal system. Which may be of relevance to the Hexagonal Closed-Packed crystal structure of earth's core. These structures just might provide the most robust DOR processing.



This will explain why DOR needs to be grounded. DOR move to the center of the earth, where it is concentrated around the crystal and then revived into POR. POR will immediately flow towards the crust of the earth as this is where organic material is. The earths outer organic layer is responsible for keeping a great deal of POR from heading inwards to the core (remembering that orgone heads to the center of living entities). DOR can be absorbed by organic material but is not attracted to it. Rain will help ground DOR, this may be why Wilhelm did not like using his accumulators in the rain.

THE TREE OF LIFE

In countless religions, there is belief of a tree of life. The tree of life is said to connect all forms of creation. In terms of people beliefs, the tree typically had fruit on it. When a person ate the fruit, they would get some kind of benefit; like eternal youth, immortality, divine enlightenment. I suppose the tree of life is either cut down or dead by now, but it gave me a good thought.

In earlier days there could possibly have a been a large tree that has been around a long time. It was grown at very low altitudes (bringing it closer to the center of the earth). Its roots would have been deeply seated under many crust layers because of its extended life time. It was grown over an area of upwelling POR. But this area had a abnormally large POR potential. The POR potential allowed the tree to live long, and the bigger the tree grew the larger the potential became because the trees roots were attracting even more upwelling POR. For the most part the tree was just aiding the earth by allowing an easy site for POR to surface. The amount of POR passing through the tree and the fruit would have been unprecedented. Anyone who ate the fruit would benefit from the abundance of POR in the fruit. But anyone who ate too much would have severe overcharge.



ASTRAL PROJECTION

Orgone energy is universal in two ways, it's all throughout the universe and you can detect it physically and metaphysically. Astral projection assumes that we have a body separate from our physical body. This is called the "astral body". We can detach the astral body from the physical body and move amongst the "astral plane". The word astral means "among the stars" and seems to have little to do with the modern definition of astral projection. Though the best place to go when projecting is amongst the stars. It is pleasantly simple out there. Part of the point of projection is "to get away".

I do believe we have a body apart from our orgone field or "aura". I will use the term "orgone matrix" or just matrix in place of astral plane. Instead of believing in a handful of planes as most would, I believe we have an infinite amount of planes. Somebody just picked out the profound ones that have a very different feel from each other and gave them a name. It's important to know the "structural link" concept to understand the following.

Astral projection is the complete opposite of Wilhelm Reich's concept of armoring. Armoring is where the orgone travels to the center of our person. It possibly decreases the size of our energy field in an attempt to make it stronger. If we learn to accept things, we do not need to armor. The more accepting we are the larger and more vibrant our aura will be. The larger our aura is the greater our awareness of our surroundings is and we will have a greater capacity of orgone energy.

From personal experience, in my projections I can only feel energy, I cannot see it but it is still visualized in some way or form. It's visualized as white or blue energy and everything else is black. Projections in the vacuum of space are more so jumps and not freeform movements. Because the shortest distance between two points is a structural link. When you're projecting amongst places like earth, it will be familiar because you are used to being around a detailed part of the orgone matrix (giving you a freely moving feel). But when you're in the vacuum of space it

will seem vast regardless of the structural linkage. Physically speaking, layers in space (or at least profound ones) will be very far apart.

I one day projected to the center of the earth and it was not chaotic like I expected. It was simple. Then a month later I read about the crystal in the center of the earth which explains what I felt. There was a layer within the earth that I could not enter for some reason. Like it had no inner layers, which is impossible because I was iterating through larger profound parts of the matrix. I detected it when I was iterating back up through layers from the core. It felt like a trees root, that I was forbidden to project inside. That's what gave me the incentive to write about the tree of life. I still don't know what it is a I came across, I could not re-locate it after that.

You should be able to visualize objects and remember shapes when you are projecting. You can do this by feeling and entering the profound fields, then linking to each layer within it, but do not enter them. This will allow you to build an image based on the structure and intensity of an objects life-force. You can feel only the threshold of each life-force layer. If you can feel an object with one of the five senses, then you are most likely sleeping.

If you are new to projecting, and you project outside the solar system, you will somehow feel the distance you have projected and it may scare you to the point where you return to earth immediately. You could have projected several million light-years away from the earth and it was unexpected. You will not feel the distance directly, but you will feel other layers that you have never felt before, this will bring your attention away from your body and you will then feel like you have strayed too far. You will forget that your strongest structural link will always be your body (or perhaps the fact that you do not need a link to your body) and you can jump back to it at anytime.



When you're in earths matrix, it will feel like you can project in a freeform fashion. But really your just iterating and moving through an infinite amount of orgone layers. Out in space you may feel like you have little control over where you go. You may do a blind jump where you jump somewhere unknown with a very weak structural link. This is perfectly safe, it may feel dangerous because you don't know where you're going and you might think that you will jump too far and get lost. But these are not things to worry about.




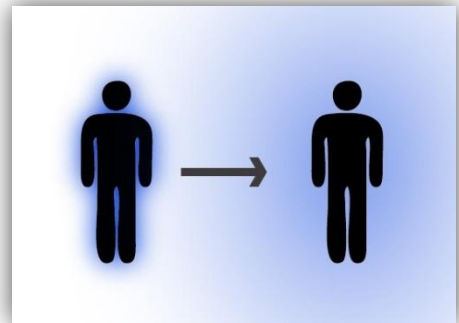
TELEKINESIS

I decided to talk about telekinesis in opposed to psychokinesis in general because it is the easiest to link to the orgone matrix. Telekinesis in simple terms is an one's ability to move object with their mind. I believe that humans have a very profound complex orgone field and that we can control the orgone threshold to encompass other fields or layers in the matrix. We simply extend the field and link to an object by finding and binding to their orgone field. After that we can manipulate the field and indirectly control the object. Orgone acts as a the medium, allowing us to connect to objects.

First you must accept his/her surroundings, the more relaxed and accepting you are, the easier it is to control you energy field. If you do not accept everything, there will be barriers in your ability to link to surrounding objects.

I say linking in similar terms to structural linking but will be used in a different manner when dealing with telekinesis. Think of it as extending an infinitely small portion of our life force energy to another field that is easily detectable. Once the fields are linked the are practically one. After that you can manipulate the object within the linked field, like you would manipulate a limb on your person.

The orgone field that encompasses objects determines its state in the physical plane. It takes much more mental exertion and focus to manipulate a field that is not your own by default. But by no means should you forcefully command an object to move. It should be as natural as moving your own limbs.



Protecting your aura

Keeping your aura healthy is important to keep DOR from bombarding your body as well as keeping your depth perception up to par. You will also be less influenced by negativity in general if the aura is strong enough to absorb it. The following are common ways to protect the aura.

Orgone devices - The easiest way to start protecting your aura from DOR is to use orgone devices. Start by gridding your home. This means to place an orgone device at each corner of the building you live in. Bury the device 4 inches into the ground if you can. It's preferable to use tower-busters as these are the most robust devices. Place a personalized device by your desktop computer. Preferably between the computer and where you sit. It is important to do this if you leave the computer on all the time and have many electronics around it. Make sure the closest cell phone tower is gridded as well. Some people even devise smaller devices that they can keep on their person or cell phone cover.

Electronics - DOR levels can be decreased in homes by changing the electronics within it. According to the accumulator handbook fluorescent light bulbs have a life negative effect and should be replaced with normal incandescent light bulbs or at least an LED (the whiteness of your average florescent bulb is brutal anyway). TV's have a life negative effect, starting from the least healthy: CRT, LCD with LED, LCD, OLED, plasma. A projector may be the best option. When using a computer it's recommended to reduce the brightness, contrast and gamma of the monitor. I keep my gamma at 0, my contrast around 25% and my brightness at 10% as a happy medium. Doing this will reduce the strain on the face, as well as the monitors consumption of power; reducing its DOR emission. Computers and other electronics should be turned off when they are not in use. With modern personal computers you have an option to put a computer to sleep or hibernate after a certain time. Hibernating is the best option if operation will resume use later on in the day. A common habit for many computer users is slouching towards the screen, this is bad for the back and the screen will have a greater life

negative effect. Electric heat can create a lot of DOR in relation to typical furnace heat.

House hold setup - Entertainment rooms should be separate from dwelling rooms when possible. When I say dwelling rooms I mean a place to go to read, socialize for extended periods of time and maybe a secondary place to eat. The living room I have to myself in my family home is perfectly suited to me, but I do not stay in it unless I am watching TV or using my computer. At first I was unable to figure out why I subconsciously decided to read in other rooms. But it occurred to me that my super computer is running there and I spend all my time computer programming in that area (with the frustrations that come with it). Which leaves a gross feeling of negativity in the room (almost feels like oranar effect sometimes). A family pet will be very aware of such feeling especially if the pet spends a lot of time outside. Keeping plants around is nice because the plants will absorb DOR and ground it with efficiency. Also the more organic material in the house the more POR is attracted into it.

Food - Its very simple, the more processed food is, the less organic it will be. The less organic it is, the less healthy (ignoring the fact that processed foods also come with a spectrum of unhealthy substances). Avoid heating your foods using a microwave, especially with a plastic container. Eating more organic foods will make your person more organic; after all, you are what you eat. Being organic is desirable for obvious reasons.

Water - When I moved from the country side to the city, my dog would not drink the tap water for two weeks. To be honest, the tap water was nasty compared to the well water I had in the country. Tap water tends to be cleaner then well water because the water treatment facilities are more refined and easier to maintain. But these treatment centers pump tons of chemicals through the water and then the water is travels through a maze of piping to get to your house. God knows how well these pipes are maintained. Tap water is accepted by society because it does not make people sick right away, and the long term life negative effects are ignored. I suggest drinking water from a water cooler that has been processed from a renown source and using Brita water filters wherever you can. Avoid

drinking water out of cheap plastic bottles especially those made with BPA (Bisphenol A).

Full body soaking - Soaking is a good habit to get into. Any kind of soaking will help ground latched or residual DOR away from the body. Much of the DOR will stay with the water. Epsom salt; which is all around healthy, will purify some of the DOR released by the body. It will also neutralize DOR that is passing through the area. According to my crystal theory, anything with a crystalline structure will allow orgone to be purified. You may want to leave a bit of salts un-dissolved for a happy medium. Hot tubs, Jacuzzis and hot springs will also help the aura, but prolonged soaking will drain the aura of its energy. This because the water is flowing constantly and will begin absorbing POR away from the body. But not near as rapidly as DOR (remembering that POR is attracted to organisms and DOR wants to be grounded). Also, simple things like splashing water on the face will help ground residual DOR on the crown. This is DOR given off from negativity and has been trapped in the aura.

Furthermore

That's all I have to speculate on for now. I hope I have given you more answers than questions and that you will be able to harness orgone with greater effectiveness.

Today people are using modern technology to handle and study orgone energy. For example, many are using electromagnetism to flow orgone and it is actually very effective. I hope that you discover new ways of your own to harness positive orgone for a positive outcome.

This book was distributed courtesy of:



For your own Unlimited Reading and FREE eBooks today, visit:

<http://www.Free-eBooks.net>

Share this eBook with anyone and everyone automatically by selecting any of the options below:



To show your appreciation to the author and help others have wonderful reading experiences and find helpful information too, we'd be very grateful if you'd kindly [post your comments for this book here.](#)



COPYRIGHT INFORMATION

Free-eBooks.net respects the intellectual property of others. When a book's copyright owner submits their work to Free-eBooks.net, they are granting us permission to distribute such material. Unless otherwise stated in this book, this permission is not passed onto others. As such, redistributing this book without the copyright owner's permission can constitute copyright infringement. If you believe that your work has been used in a manner that constitutes copyright infringement, please follow our Notice and Procedure for Making Claims of Copyright Infringement as seen in our Terms of Service here:

<http://www.free-ebooks.net/tos.html>



**STOP DREAMING
AND BECOME AN
AUTHOR YOURSELF
TODAY!**



It's Free, Easy and Fun!

At our sister website, Foboko.com, we provide you with a free 'Social Publishing Wizard' which guides you every step of the eBook creation/writing process and let's your friends or the entire community help along the way!

LOGON ONTO FOBOKO.COM

↪ and get your story told!

FOBOKO.COM